



TM

DELOITTE & TOUCHE
TECHNOLOGY

FAST 500

2000

Deloitte & Touche

TECHNOLOGY FAST 500

What's

what's going on in

there

**Deloitte
& Touche**

www.fast500.com

THE FAST 500 CRITERIA

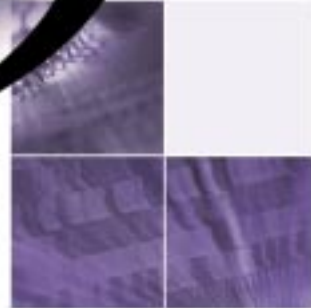
The Fast 500 is compiled from three sources: Deloitte & Touche's 22 regional U.S. and Canadian Fast 50 programs, nominations submitted directly to the Fast 500, and public company database research. To be considered for the Deloitte & Touche Technology Fast 500, a company must meet these four basic criteria:

1. Be a technology company, defined as a company that develops proprietary technology that contributes to a significant portion of the company's operating revenues, manufactures a technology-related product, or devotes a high percentage of effort to research and development of technology.
2. Meet minimum operating revenue requirements:
 - 1995 operating revenues must be at least \$50,000 for U.S. companies and \$75,000 CD for Canadian companies
 - 1999 operating revenues must be at least \$1 million for both U.S. and Canadian companies
3. Be in business a minimum of five years.
4. Be headquartered in the U.S. or Canada.



DELOITTE & TOUCHE
TECHNOLOGY
FAST 500

2000 DELOITTE & TOUCHE TECHNOLOGY FAST 500



500 Who Have Arrived

They boldly innovate technologies and business strategies. Their advancements drive entire industries to the next level. They're the Deloitte & Touche Technology Fast 500.

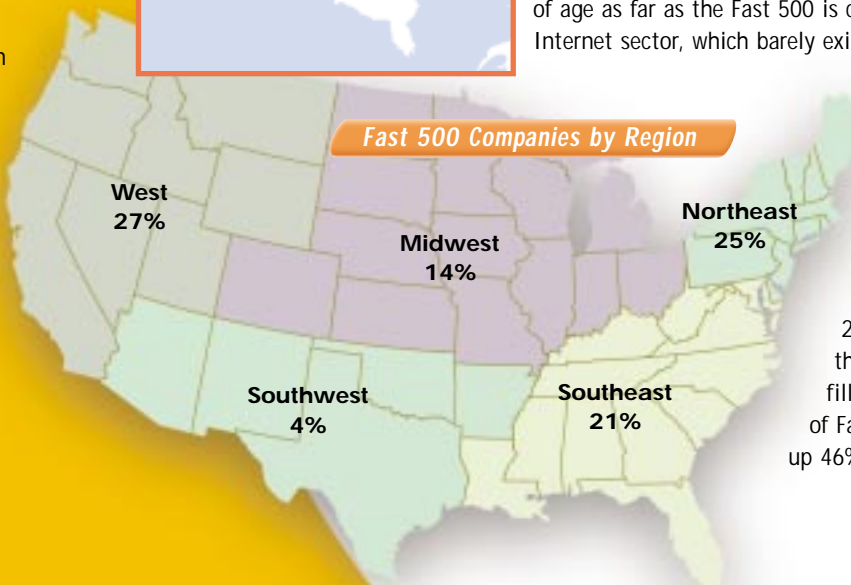
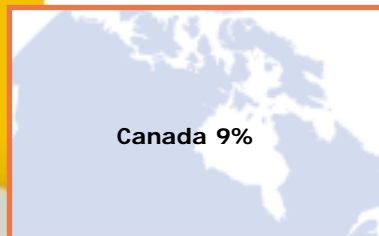
The Deloitte & Touche Technology Fast 500 serves as a competitive benchmark for the industry's leaders by celebrating the fastest-growing technology companies in the U.S. and Canada.

This year's Fast 500 averaged a five-year percentage revenue growth rate of 3,956%. The top five Fast 500 companies grew by more than 59,000%.

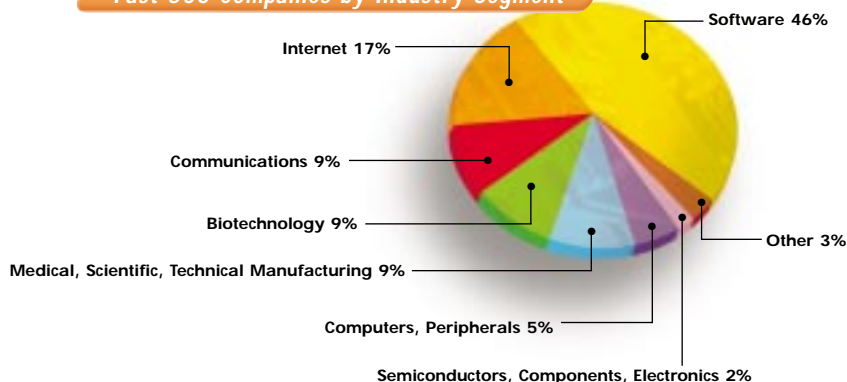
The big news for 2000 is that the Internet has come of age as far as the Fast 500 is concerned. The Internet sector, which barely existed five years ago,

now comprises 17% of the Fast 500 field, up from just 9% in 1999.

Internet companies may dominate the Fast 500 in the coming years, but in 2000, as in years past, the software sector filled the largest share of Fast 500 slots, making up 46% of the list.



Fast 500 Companies by Industry Segment



Taking the top honors in the 2000 Fast 500 rankings is Primus Telecommunications Group, a nimble company that parlayed its international telecommunications network into an Internet gold mine. Primus' revenues leaped from \$1 million in 1995 to over \$800 million in 1999, for an impressive 71,257% growth spurt.

Fast 500 'Firsts'

The Internet Makes a Splash. The hotly competitive Internet sector, made up of companies with unique technology or software developed specifically for use with the Internet, made its best showing yet on the Fast 500. The number of Internet companies on the Fast 500 nearly doubled from last year. The Internet's influence is obvious in the growth of other companies as well, including most of the top five Fast 500 companies.

The West Cedes the Top Spots. Proving that the pioneers of the New Economy are no longer confined to the West, the top five companies hail from Virginia, Kansas, New York and Atlanta. It's the first time in the Fast 500's six-year history that none of the top five (and only three of the top 10) are in the West. That doesn't mean the West is out of the running. In fact, 27% of the winners—the largest share—are in the West. Coming in a close second is the Northeast with 25%. The two regions' positions were reversed last year.

Canada Stakes a Claim. Canada's technology community has a long history of innovation. It's not surprising, then, that the Canadians made the most of their Fast 500 debut this year by accounting for 9% of the winning companies. Two of the top 20—Pivotal Corp. and Stratos Global Corp.—are Canadian.

COMPANIES TO WATCH

Staying Power

Five companies have weathered shifting market trends and economic fluctuations to master a remarkable staying power. We salute these companies for being Fast 500 winners every year since the program's inception in 1995:

America Online – Dulles, VA

iBaset – Lake Forest, CA

Intermedia Communications – Tampa, FL

MRV Communications – Chatsworth, CA

VERITAS Software Corporation – Mountain View, CA

Fast Approaching the Fast 500: The Rising Stars

In technology, the pace of change gets faster every year. That's why we've added a category to recognize technology companies that are quickly making a name for themselves. They have met the same criteria as the Fast 500, except they have been in business a minimum of three years but, less than five years. We expect to see these Rising Stars on the Fast 500 very soon.

- | | |
|--|--|
| 1. CopperMountain Networks, Inc.
Palo Alto, CA
3-Yr Growth: 53,323%
CEO: Rick Gilbert | 6. iBasis, Inc.
Burlington, MA
3-Yr Growth: 15,189%
CEO: Ofer Gneezy |
| 2. ITXC Corp.
Princeton, NJ
3-Yr Growth: 43,099%
CEO: Tom Evslin | 7. Alteon WebSystems, Inc.
San Jose, CA
3-Yr Growth: 14,649%
CEO: Dominic Orr |
| 3. Extreme Networks, Inc.
Cupertino, CA
3-Yr Growth: 38,191%
CEO: Gordon Stitt | 8. F5 Networks Inc.
Seattle, WA
3-Yr Growth: 12,051%
CEO: Jeffrey S. Hussey |
| 4. LifeMinders, Inc.
Herndon, VA
3-Yr Growth: 20,785%
CEO: Stephen R. Chapin, Jr. | 9. coolsavings.com inc.
Chicago, IL
3-Yr Growth: 11,642%
CEO: Steven Golden |
| 5. Universal Access, Inc.
Chicago, IL
3-Yr Growth: 18,418%
CEO: Patrick Shutt | 10. Tellium, Inc.
Oceanport, NJ
3-Yr Growth: 9,481%
CEO: Harry Carr |

This list was compiled from submitted nominations only.

www.primustel.com

Headquarters: McLean, VA

Five-Year Revenue Growth: 71,257%

Paul K. Singh, Chairman & Chief Executive Officer


PRIMUS TELECOMMUNICATIONS GROUP, INC. 

How do you grow by more than 70,000% in five years? Primus Telecommunications (NASDAQ: PRTL) made that leap by anticipating opportunities and being ready before those opportunities came knocking. In 1995, Primus was reselling voice long-distance services. Eighteen months later, Primus had its own global telecommunications network in place to carry its customers' traffic.

"Next, our goal was to become a \$1 billion-plus company by 2002," recalled CEO Paul Singh. "We achieved that goal in 1999." Primus saw gold in the deregulating telecommunications markets and quickly established operating units in targeted regions throughout the world. With its operating units and network in place, Primus entered the ISP market.

Now comes the latest Primus goal: to become a \$10 billion Internet/data company. Last year the company introduced its iPrimus global initiative to build on its existing ISP business and network infrastructure. As part of that effort, Primus also offers Web hosting and application service provider (ASP) services, content distribution and streaming media, and ATM+IP-managed bandwidth via Primus's own network.

How will Primus pull this off? As it did five years ago, Primus' solid foundation should serve it well. "We've already invested a lot of money to build a solid infrastructure on a global basis," said Singh. "Now it's a matter of leveraging existing customers and existing distribution and sales channels."

www.euronetworldwide.com

Headquarters: Leawood, KS

Five-Year Revenue Growth: 66,790%

Michael J. Brown, Chairman & Chief Executive Officer

EURONET WORLDWIDE INC. 

Euronet Worldwide Inc. (NASDAQ: EEFT) may be headquartered in America's heartland, but, according to CEO Michael Brown, "Our heart and soul grew up in Europe." That's where Euronet's network of automated teller machines (ATMs) reside, and it's where Brown expects the company's new wireless banking technology to take off.

Euronet provides banks and retailers with an infrastructure for connectivity and financial transaction processing. Euronet's ATM network is the largest in Europe and more than half of its 450 employees are based there. Now Euronet is leveraging that strong presence overseas to conquer the wireless mobile commerce market. According to Brown, "With our new products, the service providers can connect to the banks and allow customers to use a mobile phone to conduct the same banking transactions that they conduct at an ATM." Europeans are ahead of the U.S. in adopting mobile phone technology. There are already 250 million GSM mobile phones outside the U.S. compared to about 84 million in the U.S.


To what does Brown attribute Euronet's skyrocketing revenue growth? "We're a leader in this industry which is growing tremendously year after year," he said, adding that the key to Euronet's ongoing success is its European roots. "Euronet was founded in Hungary. Understanding this market has given us the knowledge to grow our business in other markets in Europe and around the world."

www.247media.com

Headquarters: New York, NY

Five-Year Revenue Growth: 59,118%

David Moore, Chief Executive Officer & Co-Founder



24/7 MEDIA

If the Web is becoming an advertising-driven medium, then 24/7 Media (NASDAQ: TFSM) is one of the engines behind that drive. 24/7's servers deliver everything from banner ads to advertiser-sponsored content to more than 4,000 Web sites globally. The company also boasts the world's largest permission-based e-mail database for delivering banner and e-mail ad campaigns.

Established in 1995, the company has acquired its way to a leadership role in Web-based interactive marketing. "In order to grow even faster than the Web was growing, we felt that we'd have to continue to do research and find the right acquisitions. To date we've done nearly 20 since forming the company," said CEO David Moore.

24/7 continues to keep pace with the Web, offering a broadband back office management product and services to help clients reach consumers who are connected to the emerging wireless Web. "We think the wireless device is one of the next important mediums of the 21st century," said Moore, who notes that 24/7 developed the first ad server for WAP-based cell phones.

Can 24/7 continue the growth spurt that took it from revenues of \$152 thousand in 1995 to \$90 million in 1999? According to Moore, "We're the only company positioned to deliver both e-mail and advertising across the Internet, via broadband and wireless, and we do it through one integrated platform."

www.razorfish.com

Headquarters: New York, NY

Five-Year Revenue Growth: 54,445%

Jeffrey Dachis, President & Chief Executive Officer

four

RAZORFISH, INC.

Razorfish has made a long swim upstream since its days as a Web site design firm. After establishing Razorfish as one of Manhattan's most stylish and trend-setting Web design shops (with clients like Time-Warner's Pathfinder), founders Jeffrey Dachis and Craig Kanarick guided the firm into more complex waters.

Today Razorfish is a leading digital services company that provides integrated e-business solutions. Razorfish has managed to stand out in the crowded services field through strong organic growth and by making strategic acquisitions. These measures have enabled Razorfish to offer everything from branding strategies, to back-end systems integration, to broadband solutions, to applying its design acumen, to wireless Web site applications. In the process, Razorfish's client roster has grown to include The U.S. Navy, Microsoft, Charles Schwab and Real Networks.

Not surprisingly, Dachis credits his company's staying power to Razorfish's focus on harnessing digital technologies, as well as its versatility and skill in reading industry trends. "We attribute our expansive growth to our ability to adjust to industry demands," he said. He also credits another factor. Acknowledging that Razorfish has one of the lowest employee turnover rates in an industry known for its job-hopping, Dachis added, "Ultimately, our 2,000 employees are responsible for our success."

www.iss.net

Headquarters: Atlanta, GA

Five-Year Revenue Growth: 45,226%

Thomas Noonan, Chief Executive Officer

INTERNET SECURITY SYSTEMS

Internet Security Systems (NASDAQ: ISSX) CEO Tom Noonan has an unabashed admiration for his 1,000-plus employees. "The most important differentiating factor between ISS and its competitors is our people," he said. "There is passion, spirit and vision at the core of our product development. They're almost like artists in the way they develop and handle the products." Apparently ISS employees are equally loyal. In an industry with an average employee turnover rate of 20%, ISS's turnover is less than 2%.

ISS provides total information security management for networks, servers, applications and desktops. The company's technology identifies network security problems and recommends corrective actions. As far as ISS is concerned, the Internet and corporate networks are synonymous from a security standpoint. "Every computer on a network, whether in a government agency or a corporation, and every individual computer at home, is attached to the Internet. This is the reason security is such a big problem," explained Noonan.

ISS expects its revenues to remain strong by maintaining a strong leadership team and a clear vision for the future. In the words of Noonan, "Our long-term vision is to protect networks from a remote location. We want to be the ADT of the Internet."



five



Technology Fast 500 CEO Summit. Every year, top-tier executives from the fastest-growing technology companies, industry experts who've helped shape the New Economy and leading business theorists gather at the Fast 500 CEO Summit to listen and collaborate for two days. It's an action-packed 48 hours of speakers, thought-provoking panel discussion, and productive networking, interspersed with a healthy dose of fun. **All current and former Technology Fast 500 winners are invited to attend.** This year's CEO Summit will be held from May 30 to June 1, 2001 at the Four Seasons Resort Aviara, Carlsbad, California.

Visit www.fast500.com for additional program information or to complete an online nomination form for 2001. Also, visit us to learn about our Technology Fast 50 programs in other countries.

DELOITTE & TOUCHE, one of the nation's leading professional services firms, provides assurance and advisory, tax, and management consulting services through 30,000 people in more than 100 U.S. cities. The firm is dedicated to exceeding the expectations of its clients and its people. Known as an employer of choice, Deloitte & Touche has been recognized as one of the "100 Best Companies to Work for in America" by Fortune magazine. Deloitte & Touche is part of Deloitte Touche Tohmatsu, one of the world's leading professional services firms, with more than 90,000 people in over 130 countries. For more information on Deloitte & Touche, visit www.us.deloitte.com.

Company Name	Description	95 Revenues (thousands)	99 Revenues (thousands)	5-year % Growth	City	State	CEO
1. Primus Telecommunications Group, Inc.	communications	\$1,167	\$832,739	71,257%	McLean	VA	Paul K. Singh
2. Euronet Worldwide Inc.	software	62	41,472	66,790%	Leawood	KS	Michael J. Brown
3. 24/7 Media	Internet	152	90,011	59,118%	New York	NY	David Moore
4. Razorfish, Inc.	Internet	312	170,179	54,445%	New York	NY	Jeffrey Dachis
5. Internet Security Systems	Internet	257	116,487	45,226%	Atlanta	GA	Thomas Noonan
6. Yahoo! Inc.	Internet	1,363	588,608	43,085%	Santa Clara	CA	Timothy Koogle
7. PC-TEL, Inc.	communications	191	76,293	39,844%	Milpitas	CA	Peter Chen
8. Visual Networks, Inc.	software	250	91,719	36,588%	Rockville	MD	Scott E. Stouffer
9. Pivotal Corporation	software	110	38,251	34,548%	North Vancouver	BC	Norm Francis
10. NVIDIA Corporation	components	1,182	374,505	31,584%	Santa Clara	CA	Jen-Hsun Huang
11. Stratos Global Corp.	communications	527	145,769	27,560%	Toronto	ON	F. Derek Woods
12. Voyager.net, Inc.	Internet	202	48,497	23,908%	East Lansing	MI	Christopher Torto
13. ArthroCare Corporation	technical	218	48,724	22,250%	Sunnyvale	CA	Michael Baker
14. VeriSign, Inc.	software	382	84,776	22,093%	Mountain View	CA	Stratton Sclavos
15. BroadVision, Inc.	software	540	115,514	21,291%	Redwood City	CA	Pehong Chen
16. Net Creations, Inc.	Internet	102	20,658	20,222%	New York	NY	Rosalind Resnick
17. Digital Insight Corp.	Internet	88	17,506	19,793%	Calabasas	CA	John C. Dorman
18. Lighthouse Computer Services, Inc.	Internet	141	27,747	19,579%	Lincoln	RI	Thomas C. Mrva
19. Versata, Inc.	software	64	12,582	19,559%	Oakland	CA	John Hewitt
20. ComGlobal Systems, Inc.	communications	64	12,284	19,094%	San Diego	CA	James Dean
21. ESPS, Inc.	software	102	17,949	17,497%	Fort Washington	PA	R. Richard Dool
22. Exodus Communications	Internet	1,408	242,140	17,097%	Santa Clara	CA	Ellen M. Hancock
23. Modem Media, Inc.	Internet	438	74,036	16,803%	Norwalk	CT	Gerald M. O'Connell
24. T/R Systems, Inc.	computers	94	15,847	16,759%	Norcross	GA	Mike Kohlsdorf
25. V-Span	communications	103	17,000	16,405%	King of Prussia	PA	Kenyon Hayward
26. Winstar Communications, Inc.	Internet	2,778	445,637	15,942%	New York	NY	William J. Rouhana
27. autobytel.com Inc.	Internet	274	40,298	14,607%	Irvine	CA	Mark Lorimer
*27. Applied Digital Solutions, Inc.	communications	2,336	336,741	14,315%	Palm Beach	FL	Richard J. Sullivan
28. Wavesat Telecom Inc.	communications	92	12,878	13,837%	Ville St. Laurent	QC	Mark Holleran
29. Alexion Pharmaceuticals, Inc.	biotechnology	136	18,754	13,690%	New Haven	CT	Leonard Bell
30. Enterprise Engineering, Inc.	software	93	12,266	13,119%	New York	NY	George Anderson
31. internet.com Corporation	Internet	123	16,085	12,977%	Darien	CT	Alan M. Meckler
32. SmartDisk Corporation	computers	316	40,319	12,659%	Naples	FL	Michael Battaglia
33. Viador Inc.	software	80	10,151	12,589%	Mountain View	CA	Jonathan Harding
34. e-Media, LLC	Internet	54	6,630	12,262%	New Canaan	CT	John A. Engel, III
35. MMC Networks, Inc.	computers	577	70,149	12,058%	Sunnyvale	CA	Douglas Spreng
36. Beyond.com Corporation	software	1,003	117,282	11,593%	Santa Clara	CA	Ronald S. Smith
37. Eltrax Systems, Inc.	other	1,120	129,312	11,446%	Atlanta	GA	William O'Reilly
38. Earthlink Network, Inc.	Internet	3,028	342,288	11,204%	Pasadena	CA	Garry Betty
38. InterWorld Corporation	Internet	359	40,547	11,194%	New York	NY	Jeremy Davis
40. Register.com, Inc.	Internet	88	9,645	10,898%	New York	NY	Richard Forman
41. Henley Healthcare, Inc.	technical	527	57,350	10,782%	Sugar Land	TX	Chadwick Smith
42. Aradigm Corp.	technical	155	16,812	10,746%	Hayward	CA	Richard Thompson
43. Informatica Corporation	software	589	62,379	10,491%	Palo Alto	CA	Gaurav Dhillon
44. Cardsystems Solutions, Inc.	software	105	10,893	10,316%	Fairfax	VA	John S. Cramp
45. Outpost.com	Internet	1,852	188,605	10,084%	Kent	CT	Robert A. Bowman
46. Global TeleSystems Group, Inc.	communications	8,412	852,200	10,031%	Arlington	VA	H. Brian Thompson
47. New Era of Networks	software	1,271	126,224	9,831%	Englewood	CO	Rick Adam
48. Lexjet Corporation	technical	103	10,160	9,768%	Sarasota	FL	Ronald Simkins
49. Siebel Systems, Inc.	software	8,038	790,920	9,740%	San Mateo	CA	Thomas M. Siebel
50. Trimeris, Inc.	biotechnology	104	10,081	9,593%	Durham	NC	Dani Bolognesi

* Company was inadvertently excluded from original Fast 500 list.

Canadian company revenues are stated in Canadian dollars.

Company Name	Description	95 Revenues (thousands)	99 Revenues (thousands)	5-year % Growth	City	State	CEO
51. V. I. Technologies, Inc.	technical	\$438	\$42,423	9,586%	Watertown	MA	John Barr
52. C2 Multimedia, Inc.	Internet	58	5,332	9,068%	Falls Church	VA	Dolly Oberoi
53. RF Micro Devices, Inc.	components	1,688	152,852	8,955%	Greensboro	NC	David A. Norbury
54. Wireless Facilities, Inc.	communications	1,085	92,689	8,443%	San Diego	CA	Massih Tayebi
55. Vitria Technology, Inc.	software	376	31,541	8,289%	Sunnyvale	CA	JoMei Chang
56. Broadcom Corporation	communications	6,107	509,883	8,249%	Irvine	CA	Henry Nicholas
57. Requisite Technology, Inc.	Internet	92	7,298	7,833%	Westminster	CO	Barbara Mowry
58. Genesis Microchip Inc.	components	724	57,111	7,785%	Thornhill	ON	Paul Russo
59. Commerce One, Inc.	Internet	439	33,557	7,544%	Pleasanton	CA	Mark Hoffman
60. Coleman Technologies, Inc.	software	131	9,821	7,397%	Orlando	FL	Ben Patz
61. InSite Vision Incorporated	biotechnology	65	4,760	7,223%	Alameda	CA	Kumar S. Chandrasekaran
62. FitLinxx, Inc.	software	130	9,335	7,096%	Stamford	CT	Keith Camhi
63. Calico Commerce, Inc.	software	320	21,413	6,592%	San Jose	CA	Alan Naumann
64. Datasource, Inc.	software	304	20,109	6,516%	Silver Spring	MD	Pamela Hopkins
65. I/OMagic Corp.	computers	627	39,917	6,266%	Irvine	CA	Tony Shahbaz
66. IDT Corp.	communications	11,664	732,184	6,177%	Hackensack	NJ	Howard Jonas
67. Student Advantage	Internet	448	27,644	6,071%	Boston	MA	Raymond Sozzi
68. TenFold Corporation	software	1,548	92,429	5,871%	Draper	UT	Gary Kennedy
69. Concentric Network	communications	2,483	147,060	5,823%	San Jose	CA	Henry Nothhaft
70. DynaGen, Inc.	biotechnology	498	29,140	5,751%	Waltham	MA	Robert Cusick
71. InfoCure Corporation	software	3,486	203,634	5,741%	Atlanta	GA	Frederick Fine
72. Zarak Systems Corporation	technical	521	29,705	5,602%	Sunnyvale	CA	Iain Milnes
73. Celgene Corporation	biotechnology	472	26,210	5,453%	Warren	NJ	John W. Jackson
74. Destiny WebSolutions	Internet	118	6,399	5,323%	Conshohocken	PA	Lucinda Duncalfe
75. COGNICASE Inc.	software	4,025	217,825	5,312%	Montreal	QC	Ronald Brisebois
76. NovaSoft Information Technology Corp.	software	514	27,700	5,289%	Lawrenceville	NJ	Neil Bhaskar
77. ChiRex, Inc.	biotechnology	2,754	146,989	5,237%	Stamford	CT	Michael A. Griffith
78. ICOS Corporation	biotechnology	1,500	79,600	5,207%	Bothell	WA	Paul N. Clark
79. Carrier Access Corp.	communications	2,058	108,815	5,187%	Boulder	CO	Roger Koenig
80. Open Solutions Inc.	software	268	14,052	5,143%	Glastonbury	CT	Louis Hernandez, Jr.
81. Shop 9000 Sales Incorporated	software	105	5,487	5,107%	Toronto	ON	Jim Heaton
82. ViA, Inc.	computers	95	4,934	5,094%	Burnsville	MN	W. Edward McConaghay
83. InfoNautics, Inc.	Internet	448	23,234	5,086%	Wayne	PA	Van Morris
84. Ramp Networks	software	352	18,226	5,078%	Santa Clara	CA	Mahesh Veerina
85. NHancement Technologies Inc.	software	451	23,340	5,075%	Pleasanton	CA	Douglas Zorn
86. Flash Electronics, Inc.	components	721	37,134	5,050%	Fremont	CA	Chin Fan
87. MessageMedia, Inc.	software	197	10,021	4,987%	Boulder	CO	Larry Jones
88. Network Commerce	Internet	727	36,955	4,983%	Seattle	WA	Dwayne Walker
89. Diaspark, Inc.	software	152	7,538	4,864%	New York	NY	Jitendra Muchhal
90. Rose International Inc.	software	400	19,765	4,841%	Chesterfield	MO	Himanshu Bhatia
91. 01 Communique Laboratory Inc.	software	147	7,032	4,690%	Mississauga	ON	Andrew Cheung
92. Computer Design & Integration LLC	software	700	33,000	4,614%	Teterboro	NJ	Eric Bakker
93. Open Market, Inc.	software	1,806	83,026	4,497%	Burlington	MA	Harland LaVigne
94. Escalon Medical Corp.	biotechnology	170	7,559	4,346%	Wayne	PA	Richard J. DePiano
95. SRS Labs, Inc.	software	844	35,796	4,141%	Santa Ana	CA	Thomas Yuen
96. CCX Corporation	computers	148	6,172	4,070%	Lafayette	CO	Tom Hanchin
97. Data Critical Corporation	communications	232	9,538	4,011%	Bothell	WA	Jeffrey Brown
98. @pos.com, Inc.	software	544	22,321	4,003%	San Jose	CA	Michael Dorsey
99. Virata Corporation	components	226	9,256	3,996%	Santa Clara	CA	Charles Cotton
100. JABRA Corporation	communications	403	16,505	3,996%	San Diego	CA	Vicki L. Marion

Canadian company revenues are stated in Canadian dollars.

Company Name	Description	95 Revenues (thousands)	99 Revenues (thousands)	5-year % Growth	City	State	CEO	
101.	Open Text Corporation	software	\$3,420	\$139,757	3,987%	Waterloo	ON	P. Thomas Jenkins
102.	Multex.com, Inc.	software	1,005	40,850	3,965%	New York	NY	Isaak Karaev
103.	Agency.com Ltd.	Internet	2,162	87,786	3,960%	New York	NY	Chan Suh
104.	Primus	software	620	25,144	3,955%	Seattle	WA	Michael Brochu
105.	Art Technology Group	Internet	798	32,077	3,918%	Cambridge	MA	Jeet Singh
106.	Micromuse, Inc.	software	1,446	58,070	3,916%	San Francisco	CA	Gregory Brown
107.	RSI Systems, Inc.	computers	230	9,199	3,900%	Minneapolis	MN	Eugene Courtney
108.	World Access, Inc.	communications	12,612	501,081	3,873%	Atlanta	GA	Jack Phillips
109.	Lentek International, Inc.	technical	182	7,190	3,851%	Orlando	FL	Joseph Durek
110.	ICAgen, Inc.	biotechnology	127	5,000	3,837%	Research Triangle Park	NC	P. Kay Wagoner
111.	Targeted Genetics Corporation	biotechnology	175	6,848	3,822%	Seattle	WA	H. Stewart Parker
112.	Lenel Systems International Inc.	software	569	22,232	3,807%	Pittsford	NY	Elena A. Prokupets
113.	Eze Castle Software	software	80	3,116	3,795%	Boston	MA	Sean McLaughlin
114.	Cardiac Pathways Corporation	technical	115	4,406	3,731%	Sunnyvale	CA	Thomas Prescott
115.	US Interactive	Internet	935	35,255	3,671%	King of Prussia	PA	Stephen T. Zarrilli
116.	Inforte Corp.	Internet	800	30,100	3,663%	Chicago	IL	Philip Bligh
117.	Hyperion Solutions Corporation	software	11,520	424,885	3,588%	Sunnyvale	CA	Jeffrey R. Rodek
118.	Guilford Pharmaceuticals	biotechnology	586	21,561	3,579%	Baltimore	MD	Craig R. Smith
119.	EXE Technologies, Inc.	software	2,768	96,800	3,397%	Dallas	TX	Lyle A. Baack
120.	SpeechWorks International, Inc.	software	403	14,011	3,377%	Boston	MA	Stuart Patterson
121.	Integrated Surgical Systems, Inc.	technical	180	6,241	3,367%	Davis	CA	Ramesh Trivedi
122.	Tvisions, Inc.	Internet	352	12,200	3,366%	Watertown	MA	Ralph J. Folz
123.	SciClone Pharmaceuticals, Inc.	biotechnology	273	9,398	3,342%	San Mateo	CA	Donald R. Sellers
124.	Gilead Sciences, Inc.	biotechnology	4,922	168,979	3,333%	Foster City	CA	John C. Martin
125.	Framework Technologies Corporation	software	54	1,849	3,333%	Burlington	MA	Dan Slavin
126.	Network Solutions, Inc.	Internet	6,486	220,811	3,304%	Herndon	VA	James P. Rutt
127.	MetaSolv Software, Inc.	software	2,219	73,007	3,190%	Plano	TX	James Janicki
128.	Interlock Resources, Inc.	software	180	5,864	3,158%	Clayton	MO	Wayne B. Haar
129.	Bridges.com Inc.	Internet	142	4,616	3,158%	Kelowna	BC	Doug Manning
130.	Manufacturing Engineering Systems, Inc.	software	124	4,030	3,149%	Burtonsville	MD	Naren Shahani
131.	FirstPlace Software Inc.	software	140	4,468	3,091%	Joplin	MO	Brent Winters
132.	PLANET GOV.COM	Internet	5,752	182,703	3,076%	Fairfax	VA	Steve Baldwin
133.	DataMirror Corporation	software	1,058	33,595	3,075%	Markham	ON	Nigel Stokes
134.	QuadraMed Corporation	software	7,603	239,585	3,051%	San Rafael	CA	Lawrence English
135.	Qwest Communications International	communications	125,100	3,927,600	3,040%	Denver	CO	Joseph Nacchio
136.	Patient Infosystems, Inc.	Internet	113	3,545	3,037%	Rochester	NY	Roger Chaufourmier
137.	Peripheral Vision Infosystems, Inc.	software	2,347	73,500	3,032%	Overland Park	KS	Scot Kane
138.	Hunt Technologies, Inc.	components	1,002	31,211	3,015%	Pequot Lakes	MN	Paul Hunt
139.	Catalytica, Inc.	other	13,624	423,698	3,010%	Mountain View	CA	Ricardo B. Levy
140.	WebTrends Corporation	Internet	637	19,726	2,997%	Portland	OR	Elijahu Shapira
141.	Cyberonics, Inc.	technical	967	29,927	2,995%	Houston	TX	Robert Cummins
142.	Indigo Investment Systems	software	436	13,401	2,977%	Sarasota	FL	Dean Albrecht
143.	FormScape, Inc.	software	189	5,709	2,921%	Morrisville	NC	Joseph Torano
144.	HarvardNet, Inc.	Internet	260	7,716	2,868%	Boston	MA	Mark Washburn
145.	Blue Ocean Software	software	346	10,269	2,865%	Tampa	FL	Russell Hobbs
146.	TEOCO Corporation	software	181	5,288	2,818%	Fairfax	VA	Atul Jain
147.	Granite Systems, Inc.	software	261	7,489	2,766%	Manchester	NH	John Borden
148.	PowerQuest Corporation	software	1,783	51,023	2,762%	Orem	UT	Eric J. Ruff
149.	HealthStream, Inc.	Internet	91	2,568	2,722%	Nashville	TN	Robert Frist, Jr.
150.	E*TRADE Group, Inc.	Internet	23,340	657,150	2,716%	Menlo Park	CA	Christos M. Cotsakos

Canadian company revenues are stated in Canadian dollars.

Company Name	Description	95 Revenues (thousands)	99 Revenues (thousands)	5-year % Growth	City	State	CEO
151. SuperGen Inc.	biotechnology	\$169	\$4,744	2,714%	San Ramon	CA	Joseph Rubinfeld
152. Saltmine	Internet	264	7,427	2,709%	Seattle	WA	Barry Horn
153. Miravant Medical Technologies	technical	521	14,577	2,698%	Santa Barbara	CA	Gary Kledzik
154. Global Consultants, Inc.	software	1,475	41,194	2,693%	Parsippany	NJ	Hiten Patel
155. Citrix Systems, Inc.	software	14,568	403,285	2,668%	Fort Lauderdale	FL	Mark B. Templeton
156. Doubleclick Inc.	Internet	9,331	258,294	2,668%	New York	NY	Christopher Dice
157. Onyx Software Corporation	software	2,198	60,574	2,656%	Bellevue	WA	Brent Frei
158. Cherokee Information Services, Inc.	software	221	6,087	2,649%	Arlington	VA	Michael I. Hodges
159. PEMSTAR Inc.	technical	6,841	187,381	2,639%	Rochester	MN	Allen Berning
160. Apropos Technology	software	665	18,166	2,632%	Oakbrook Terrace	IL	Kevin Kerns
161. WAVO Corporation	Internet	813	22,115	2,620%	Phoenix	AZ	David Deeds
162. Adexa, Inc.	software	887	23,661	2,568%	Los Angeles	CA	K. Cyrus Hadavi
163. CareFacts Information Systems, Inc.	software	59	1,573	2,566%	New Brighton	MN	Richard Bowles
164. Descartes Systems Group	software	2,712	72,004	2,555%	Waterloo	ON	Peter Schwartz
165. InterNoded Incorporated	Internet	148	3,929	2,549%	Cambridge	MA	Julie Palen
166. CardioDynamics International Corp.	technical	276	7,281	2,538%	San Diego	CA	Mike Perry
167. Xchange, Inc.	software	1,693	43,301	2,458%	Boston	MA	Andy Frawley
168. FinTech Services Ltd.	Internet	446	11,400	2,457%	Calgary	AB	Kalvin MacDonald
169. RMI.NET	Internet	1,179	30,122	2,455%	Denver	CO	Douglas Hanson
170. Nanogen, Inc.	biotechnology	318	8,119	2,453%	San Diego	CA	Howard C. Bimrdorf
171. ViewCast.com, Inc.	Internet	285	7,270	2,451%	Dallas	TX	George Platt
172. ERC Dataplus Inc.	Internet	85	2,161	2,450%	Norwalk	CT	Paul Rathblott
173. BSQUARE Corporation	software	1,573	39,938	2,439%	Bellevue	WA	William T. Baxter
174. SenseNet, Inc.	software	85	2,130	2,419%	New York	NY	Dane Atkinson
175. DYS Analytics, Inc.	software	147	3,673	2,404%	Wellesley	MA	Marco Farsheed
176. Jetstream Software, Inc.	software	93	2,303	2,385%	Kirkland	WA	Mike Moskowitz
177. VERITAS Software	software	24,087	596,112	2,375%	Mountain View	CA	Mark Leslie
178. Engineous Software, Inc.	software	95	2,332	2,355%	Morrisville	NC	Siu S. Tong
179. RAVISENT Technologies, Inc.	software	1,200	29,400	2,350%	Malvern	PA	Frank Wilde
180. Fibersense Technology Corporation	technical	242	5,901	2,338%	Canton	MA	James Hoffmaster
181. Computer and Hi-tech Management, Inc.	software	935	22,417	2,297%	Virginia Beach	VA	James Cheng
182. RealNetworks, Inc.	Internet	5,495	131,242	2,288%	Seattle	WA	Robert Glaser
183. Intermedia Communications, Inc.	communications	38,631	906,035	2,245%	Tampa	FL	David Ruberg
184. Predictive Systems	software	2,251	52,725	2,242%	New York	NY	Ron Pettengill
185. PUMATECH, Inc.	software	860	20,043	2,231%	San Jose	CA	Bradley A. Rowe
186. Research in Motion	communications	3,025	70,483	2,230%	Waterloo	ON	James L. Balsillie & Mike Lazaridis
187. Aastra Technologies Limited	communications	4,178	97,069	2,223%	Toronto	ON	Francis Shen
188. AMC Computer Corp.	software	4,332	99,803	2,204%	New York	NY	Sonny Chabra
189. Heska Corporation	technical	2,230	51,176	2,195%	Fort Collins	CO	Robert E. Grieve
190. CMI Solutions	software	111	2,526	2,176%	Charlotte	NC	Rory P. Wall
191. Synapse Technology, Inc.	other	258	5,826	2,158%	Charlotte	NC	James A. Moncure, II
192. NetGenesis	software	291	6,535	2,150%	Cambridge	MA	Larry Bohn
193. Red Hat, Inc.	software	482	10,790	2,139%	Durham	NC	Matthew Szulik
194. Net2000 Communications, Inc.	communications	1,238	27,693	2,137%	Herndon	VA	Charlie Thomas
195. QSS Group, Inc.	software	1,628	36,210	2,124%	Lanham	MD	Frank Islam
196. i2 Technologies, Inc.	software	25,946	571,110	2,101%	Dallas	TX	Sanjiv S. Sidhu
197. MatrixOne, Inc.	Internet	1,885	41,346	2,093%	Chelmsford	MA	Mark F. O'Connell
198. Pilot Network Services, Inc.	Internet	800	17,522	2,090%	Alameda	CA	Marketta Silvera
199. GWI Software	software	313	6,837	2,085%	Vancouver	WA	Daren S. Nelson
200. Latitude Communications	computers	1,523	33,042	2,070%	Santa Clara	CA	Emil Wang

Canadian company revenues are stated in Canadian dollars.

Company Name	Description	95 Revenues (thousands)	99 Revenues (thousands)	5-year % Growth	City	State	CEO	
201.	Endeavor Information Systems	software	\$1,200	\$26,000	2,067%	Des Plaines	IL	Jane Burke
202.	Unique Computing Solutions, Inc.	Internet	657	14,213	2,063%	Framingham	MA	Krish Nangegadda
203.	Software Associates International, Inc.	software	602	12,956	2,052%	Mt. Arlington	NJ	Shaleen Gupta
204.	Entrust Technologies, Inc.	software	3,973	85,214	2,045%	Plano	TX	John Ryan
205.	SGT, Inc.	software	345	7,310	2,020%	Greenbelt	MD	Harold S. Stinger
206.	Neil Laboratories, Inc.	biotechnology	302	6,394	2,019%	East Windsor	NJ	Bharat Patel
207.	VCampus Corporation	software	548	11,547	2,007%	Reston	VA	Nat Kannan
208.	HCI Systems, Inc.	software	67	1,408	2,001%	Kennebunk	ME	James T. Kavanagh
209.	Intrinsyc Software Inc.	software	107	2,251	1,996%	Vancouver	BC	Derek Spratt
210.	Affymetrix, Inc.	biotechnology	4,625	96,855	1,994%	Santa Clara	CA	Stephen P.A. Fodor
211.	SVI Holdings, Inc.	software	1,428	29,889	1,993%	San Diego	CA	Barry Schechter
212.	PDF Solutions, Inc.	software	565	11,823	1,993%	San Jose	CA	John Kibarian
213.	FRED Systems Ltd.	other	132	2,752	1,985%	Waterloo	ON	John Kirkpatrick
214.	Progenics Pharmaceuticals, Inc.	biotechnology	775	16,013	1,966%	Tarrytown	NY	Paul J. Maddon
215.	Hybrid Networks, Inc.	communications	630	13,016	1,966%	San Jose	CA	Michael D. Greenbaum
216.	Ptek Holdings, Inc.	software	22,326	458,448	1,953%	Atlanta	GA	Boland Jones
217.	Rainier Technology, Inc.	software	836	17,044	1,939%	Minneapolis	MN	Terry Palmberg
218.	OpenNetwork Technologies	software	154	3,100	1,913%	Clearwater	FL	Kurt Long
219.	HomeCom Communications	Internet	328	6,556	1,899%	Atlanta	GA	Harvey Sax
220.	BCE Emergis Incorporated	other	9,371	186,731	1,893%	Montreal	QC	W. Brian Edwards
221.	Computer Solutions Integrators & Products	software	81	1,613	1,891%	Woodbury	MN	Steven Vetter
222.	Discoverware Inc.	software	80	1,592	1,882%	Calgary	AB	Robert McInnes
223.	Cyber Dialogue, Inc.	Internet	416	8,227	1,876%	New York	NY	Mark Esiri
224.	Sonic Foundry, Inc.	software	758	14,830	1,856%	Madison	WI	Rimas Buinevicius
225.	Network Appliance, Inc.	computers	14,796	289,420	1,856%	Sunnyvale	CA	Daniel Warmenhoven
226.	Myriad Genetics, Inc.	biotechnology	1,295	25,313	1,855%	Salt Lake City	UT	Peter Meldrum
227.	Nextel Communications	communications	171,703	3,326,000	1,837%	Reston	VA	Tim Donahue
228.	Bolder Technologies Corp.	other	105	2,029	1,832%	Golden	CO	Roger Warren
229.	Kendle International Inc.	biotechnology	6,118	117,151	1,815%	Cincinnati	OH	Candace Kendle
230.	C-Tech Associates, Inc.	communications	130	2,474	1,810%	Sparta	NJ	William L. Brady
231.	LYNX Therapeutics, Inc.	biotechnology	680	12,875	1,793%	Hayward	CA	Norman Russell
232.	Applied Reasoning	Internet	406	7,642	1,782%	Overland Park	KS	Scott Bublin
233.	NewAge Systems, Inc.	software	214	4,018	1,779%	Somerset	NJ	Johny John
234.	Mascon Information Technologies, Inc.	software	3,200	60,000	1,775%	Schaumburg	IL	Nandu N. Thondavadi
235.	FASTNET Corporation	Internet	449	8,392	1,769%	Bethlehem	PA	David K. Van Allen
236.	Infrasoft Corporation	software	588	10,889	1,752%	Beverly	MA	Rick Fiery
237.	Atrion International Inc.	software	744	13,762	1,749%	St. Laurent	QC	Bruce Johnson
238.	Vastera	software	1,037	19,130	1,745%	Dulles	VA	Arjun Rishi
239.	Targus Info. Corporation	software	1,524	27,540	1,707%	Vienna	VA	George G. Moore
240.	Portal Software	software	1,517	26,669	1,658%	Cupertino	CA	John Little
241.	Level 8 Systems, Inc.	software	3,012	52,920	1,657%	Cary	NC	Arik Kilman
242.	Concur Technologies, Inc.	software	2,128	37,013	1,639%	Redmond	WA	Steve Singh
243.	Inverness Medical Technology	technical	7,239	125,874	1,639%	Waltham	MA	Ron Zwanziger
244.	FloNetwork Inc.	Internet	151	2,594	1,618%	Toronto	ON	Eric Goodwin
245.	Antex Biologics Inc.	biotechnology	153	2,620	1,608%	Gaithersburg	MD	V.M. Esposito
246.	HealthLink Incorporated	technical	1,195	20,014	1,575%	Charlotte	NC	William Augustine
247.	GT Equipment Technologies, Inc.	components	869	14,523	1,570%	Nashua	NH	Kedar P. Gupta
248.	Nupremis, Inc.	Internet	326	5,407	1,559%	Boulder	CO	Chuck Cadle
249.	VISX, Inc.	technical	16,703	271,252	1,524%	Santa Clara	CA	Mark Logan
250.	DataWave Systems Inc.	communications	707	11,404	1,514%	Vancouver	BC	Josh Emanuel

Canadian company revenues are stated in Canadian dollars.

Company Name	Description	95 Revenues (thousands)	99 Revenues (thousands)	5-year % Growth	City	State	CEO	
251.	CIMA LABS INC.	biotechnology	\$835	\$13,392	1,504%	Eden Prairie	MN	John Siebert
252.	Wink Communications, Inc.	communications	100	1,601	1,501%	Alameda	CA	Mary Wilderotter
253.	MédiSolution Ltée	software	3,372	53,945	1,500%	Montréal	QC	Remi St-Hilaire
254.	Image Solutions, Inc.	software	560	8,928	1,494%	Morristown	NJ	Jinsoo Kim
255.	Incyte Genomics, Inc.	biotechnology	9,908	156,962	1,484%	Palo Alto	CA	Roy A. Whitfield
256.	DraCo Systems, Inc.	other	797	12,594	1,480%	Boulder	CO	Eric Kloor
257.	VA Linux Systems, Inc.	software	1,135	17,710	1,460%	Fremont	CA	Larry M. Augustin
258.	Optimal Networks Corporation	computers	727	11,342	1,460%	Pleasanton	CA	Jerry Ulrich
259.	MicroStrategy	software	9,777	151,258	1,447%	Vienna	VA	Michael J. Saylor
260.	Concord Communications, Inc.	software	4,355	67,343	1,446%	Marlboro	MA	Jack Blaeser
261.	Prologic Management Systems, Inc.	software	866	13,374	1,444%	Tucson	AZ	James Heim
262.	Unica Corporation	software	247	3,771	1,429%	Lincoln	MA	Yuchun Lee
263.	SangStat Medical Corporation	biotechnology	3,823	58,168	1,422%	Fremont	CA	Jean-Jacques Bienaime
264.	Guidance Solutions	Internet	671	10,158	1,414%	Marina del Rey	CA	Robert Landes
265.	Horizon Medical Products, Inc.	technical	5,003	75,371	1,407%	Manchester	GA	Marshall Hunt
266.	Ultimate Software Group, Inc.	software	3,727	55,757	1,396%	Weston	FL	Scott Scherr
267.	LAUNCH Media, Inc.	Internet	1,120	16,626	1,384%	Santa Monica	CA	David B. Goldberg
268.	Maryville Technologies	software	4,671	69,129	1,380%	St. Louis	MO	Joseph M. Blomker
269.	NTP Software	software	435	6,413	1,374%	Manchester	NH	Bruce Backa
270.	CoStar Group Inc.	software	2,062	30,234	1,366%	Bethesda	MD	Andrew C. Florance
271.	Accountable Software	software	90	1,297	1,341%	Exton	PA	David Haabestad
272.	MedServe Link Incorporated	Internet	214	3,083	1,341%	Maple Grove	MN	John Haugo
273.	PSINet Inc.	Internet	38,700	554,700	1,333%	Herndon	VA	William Schrader
274.	Vizacom, Inc.	software	1,400	19,891	1,321%	Teaneck	NJ	Mark E. Leininger
275.	Selkirk Financial Technologies Inc.	software	402	5,691	1,315%	Vancouver	BC	James Suttie
276.	SEEC, Inc.	software	785	11,098	1,314%	Pittsburgh	PA	Ravindra Koka
277.	Micro Therapeutics, Inc.	technical	292	4,098	1,303%	Irvine	CA	George Wallace
278.	MedImmune, Inc.	biotechnology	27,436	383,375	1,297%	Gaithersburg	MD	Wayne T. Hockmeyer
279.	Zila, Inc.	biotechnology	5,147	71,159	1,283%	Phoenix	AZ	Joseph Hines
280.	Radyne Comstream, Inc.	technical	4,071	55,840	1,272%	Phoenix	AZ	Robert C. Fitting
281.	SignalSoft Corporation	software	143	1,956	1,268%	Boulder	CO	David A. Hose
282.	Image Processing Systems Incorporated	software	1,119	15,211	1,259%	Markham	ON	Ken Wawrew
283.	IQ Group	software	631	8,482	1,244%	Philadelphia	PA	Michael Korsky
284.	eMotion, Inc.	software	413	5,538	1,241%	Vienna	VA	Robert Griffin
285.	The Allied Group Inc.	computers	8,008	107,317	1,240%	Glastonbury	CT	Irvin J. Miglietta
286.	Breakaway Solutions, Inc.	software	1,896	25,390	1,239%	Boston	MA	Gordon Brooks
287.	Intell-A-Check, Corp.	software	123	1,643	1,239%	Belleville	NJ	Lou Obsuth
288.	ActionFront Data Recovery Labs Inc.	other	208	2,777	1,232%	Toronto	ON	Nick Majors
289.	The Immune Response Corp.	biotechnology	1,561	20,755	1,230%	Carlsbad	CA	Dennis J. Carlo
290.	Intuitive Manufacturing Systems, Inc.	software	620	8,230	1,227%	Kirkland	WA	Sara Gillam
291.	Royal Laser Tech Corporation	technical	3,420	45,386	1,227%	Etobicoke	ON	William Iannaci
292.	Brio Technology, Inc.	software	3,512	46,524	1,225%	Santa Clara	CA	Yorgen H. Edholm
293.	Finisar Corporation	communications	2,684	35,471	1,222%	Sunnyvale	CA	Jerry S. Rawls
294.	Proxicom	Internet	6,273	82,688	1,218%	Reston	VA	Raul Fernandez
295.	STG, Inc.	communications	3,687	48,323	1,211%	Fairfax	VA	Simon Lee
296.	Aviron	biotechnology	1,707	22,232	1,202%	Mountain View	CA	C. Boyd Clarke
297.	SOHOnet	Internet	80	1,039	1,200%	New York	NY	Bob Matsuoka
298.	Bionx Implants, Inc.	technical	1,622	21,068	1,199%	Blue Bell	PA	Gerald S. Carlozzi
299.	Dundas Software Ltd.	software	181	2,346	1,195%	Toronto	ON	David Cunningham
300.	Abaxis, Inc.	biotechnology	1,044	13,347	1,178%	Union City	CA	Clinton H. Severson

Canadian company revenues are stated in Canadian dollars.

Company Name	Description	95 Revenues (thousands)	99 Revenues (thousands)	5-year % Growth	City	State	CEO
301. Sagebrush Corporation	software	\$2,586	\$32,971	1,175%	Burnsville	MN	Jim Zacarelli
302. Tallan Inc.	software	4,236	53,940	1,173%	Glastonbury	CT	Jack Hughes
303. ManagedOps.com, Inc.	Internet	1,383	17,579	1,171%	Bedford	NH	Daniel P. Taylor
304. AimGlobal Technologies Company Inc.	computers	6,138	77,872	1,169%	Delta	BC	Steven de Jaray
305. Sonnet Technologies, Inc.	computers	1,874	23,698	1,165%	Irvine	CA	Robert Farnsworth
306. Sapien Corporation	Internet	21,930	276,844	1,162%	Cambridge	MA	Jerry A. Greenberg & J. Stuart Moore
*307. Meridian Technology Group, Inc.	software	641	8,061	1,158%	Lake Oswego	OR	Richard Creson
307. Frontier Systems, Inc.	software	1,328	16,693	1,157%	Edison	NJ	Hari Vallu & Kiran Vallurupalli
308. Urologix, Inc.	technical	489	6,110	1,149%	Minneapolis	MN	Michael Selzer
309. Dauphin Technology	computers	183	2,279	1,145%	Palatine	IL	Andrew J. Kandalepas
310. FVC.COM	software	3,670	45,700	1,145%	Santa Clara	CA	Ralph Ungermann
311. STERIS Corporation	technical	64,272	797,611	1,141%	Mentor	OH	Les Vinney
312. Cognizant Technology Solutions	software	7,175	88,904	1,139%	Teaneck	NJ	Wijayaraj Mahadeva
313. IC Services Corporation	components	163	2,000	1,127%	Roseville	MN	John Koch
314. AirNet Communications Corporation	communications	1,450	17,756	1,125%	Melbourne	FL	R. Lee Hamilton, Jr.
315. MassHysteria, Inc.	Internet	417	5,082	1,119%	San Diego	CA	Scott Phillips
316. Shore.Net	Internet	873	10,604	1,115%	Lynn	MA	Lowell J. Gray
317. America Online	Internet	394,290	4,777,000	1,112%	Dulles	VA	Stephen Case
318. Ascent Computing Group Inc.	software	643	7,747	1,106%	White Plains	NY	Sunil Nikhar
319. Inhale Therapeutic Systems, Inc.	technical	3,445	41,358	1,101%	San Carlos	CA	Ajit Gill
320. Comnet International Company	software	800	9,600	1,100%	Lisle	IL	R. Ravichandran
321. MercuryEMS	other	4,601	55,144	1,099%	Olathe	KS	William B. Lichty
322. Jasc Software, Inc.	software	2,070	24,792	1,098%	Eden Prairie	MN	Kris Tufto
323. Lynk Systems, Inc.	other	11,090	132,512	1,095%	Atlanta	GA	Edward R. Uzialko
324. Sangamo Biosciences, Inc.	biotechnology	183	2,182	1,092%	Richmond	CA	Edward Lanphier
325. pcOrder.com, Inc.	software	3,723	44,012	1,082%	Austin	TX	Ross Cooley
326. RS Information Systems	software	3,073	35,981	1,071%	McLean	VA	Rodney P. Hunt
327. Information Balance Inc.	software	2,475	28,872	1,066%	Toronto	ON	Gabor Szirmak
328. Diametrics Medical, Inc.	technical	1,607	18,687	1,063%	St. Paul	MN	David Giddings
329. Labtec, Inc.	computers	5,536	64,273	1,061%	Vancouver	WA	Robert Wick
330. NetScout Systems, Inc.	communications	5,878	67,551	1,049%	Westford	MA	Anil Singhal
331. Janna Systems Inc.	software	1,671	19,197	1,049%	Toronto	ON	William Tatham
332. American Biogenetic Sciences, Inc.	biotechnology	127	1,443	1,036%	Copiague	NY	Alfred J. Roach
333. Adaytum	software	1,765	20,043	1,036%	Minneapolis	MN	Guy Haddleton
334. Innova LifeSciences Corporation	technical	1,011	11,411	1,028%	Toronto	ON	Michael A. Kehoe
335. go-e-biz.com	software	205	2,304	1,024%	St. Paul	MN	Tom Salonek
336. BioCryst Pharmaceuticals Inc.	biotechnology	223	2,500	1,021%	Birmingham	AL	Charles E. Bugg
337. Vixel Corporation	computers	3,487	38,827	1,014%	Bothell	WA	James McCluney
338. Hyland Software, Inc.	software	1,080	12,008	1,012%	Rocky River	OH	Packy Hyland, Jr.
339. Triad Management Systems, Inc.	software	2,013	22,315	1,009%	Rockville	MD	LeRoy E. Wildy
340. Integrated Information Systems, Inc.	software	1,918	21,200	1,005%	Tempe	AZ	James Garvey, Jr.
341. Computer Motion, Inc.	technical	1,474	16,178	998%	Santa Barbara	CA	Robert W. Duggan
342. Caredata.com	Internet	3,655	39,828	990%	Atlanta	GA	Mark A. Kaisek
343. iBASEt	software	1,739	18,949	990%	Lake Forest	CA	Vic Sial
344. InteQ Corporation	Internet	487	5,260	980%	Burlington	MA	Santhana Krishnan
345. EchoStar Communications	communications	148,520	1,602,841	979%	Littleton	CO	Charles W. Ergen
346. Activision, Inc.	software	40,669	436,485	973%	Santa Monica	CA	Robert Kotick
347. Ricciardi Technologies, Inc.	software	244	2,610	969%	Fairfax	VA	Michael Ricciardi
348. InSystems	software	1,879	20,081	969%	Markham	ON	Michael Egan
349. Matrikon	other	1,144	12,225	969%	Edmonton	AB	Nizar Sonji
350. A.L.I. Technologies Incorporated	software	2,382	25,439	968%	Richmond	BC	Greg Peet

* Company was inadvertently excluded from original Fast 500 list.

Canadian company revenues are stated in Canadian dollars.

Company Name	Description	95 Revenues (thousands)	99 Revenues (thousands)	5-year % Growth	City	State	CEO
351. Snickelways Interactive	Internet	\$312	\$3,325	965%	New York	NY	Henry B. Satterthwaite
352. InfoHandler.com	software	102	1,085	964%	Carrboro	NC	Tom Crumbaugh
353. Total Business Solutions Inc.	computers	191	2,020	958%	Great Neck	NY	David Smooha
354. S.P. Precision International, Ltd.	technical	288	3,004	943%	Hillsboro	OR	David Espey
355. Triversity Inc.	software	1,851	19,272	941%	Toronto	ON	David Thomas
356. Alliance of Professionals and Consultants, Inc.	software	1,428	14,830	939%	Raleigh	NC	Roy Roberts
357. Innovative Solutions & Support, Inc.	technical	2,172	22,488	935%	Malvern	PA	Geoffrey S. M. Hedrick
358. Motient Corporation	communications	8,797	91,071	935%	Reston	VA	Walter V. Purnell, Jr.
359. ARCMEDIA.COM	software	463	4,773	931%	Toronto	ON	Oliver Huang
360. Forza Computer Consulting	software	137	1,411	930%	Wallingford	CT	Joseph Pannone
361. Alogent Corporation	software	561	5,768	928%	Norcross	GA	Brian R. Geisel
362. Landec Corporation	technical	3,460	35,447	924%	Menlo Park	CA	Gary Steele
363. WorldCom, Inc.	communications	3,639,875	37,120,000	920%	Clinton	MS	Bernard J. Ebbers
364. QUALCOMM, Incorporated	communications	386,612	3,937,299	918%	San Diego	CA	Irwin M. Jacobs
365. Inforonics, Inc.	software	1,964	19,982	917%	Littleton	MA	Bruce Buckland
366. Teletech Holdings	other	50,467	509,268	909%	Denver	CO	Scott D. Thompson
367. Linksys	computers	10,675	107,464	907%	Irvine	CA	Victor Tsao
368. America's MediaMarketing	Internet	476	4,784	905%	Spring Hill	FL	Chris Shemwell
369. DataPath Systems, Inc.	components	1,248	12,497	901%	San Jose	CA	Hemant Thapar
370. BBDP, Inc.	software	600	6,000	900%	Bloomington	IL	Brad Baiocchi
371. Power-One, Inc.	computers	20,670	205,402	894%	Camarillo	CA	Steven J. Goldman
372. Synggy, Inc.	software	1,454	14,396	890%	Bala Cynwyd	PA	Mark A. Stiffler
373. AnviCom, Inc.	Internet	1,137	11,251	890%	Vienna	VA	Quan Hoang
374. MEGA-TECH, Inc.	software	840	8,307	889%	Falls Church	VA	Dolores D. Fisk
375. ProBusiness Services, Inc.	software	7,095	70,145	889%	Pleasanton	CA	Thomas H. Sinton
376. On Demand Technologies, Inc.	other	391	3,847	884%	Overland Park	KS	Thomas L. VanGoethem & Wynne R. Jennings
377. Atrix Laboratories, Inc.	technical	575	5,635	880%	Fort Collins	CO	David Bethune
378. DBT Online, Inc.	software	8,076	78,992	878%	Las Vegas	NV	Ron Fournet
379. Trega Biosciences, Inc.	biotechnology	1,370	13,377	876%	San Diego	CA	Michael Grey
380. Corixa Corporation	biotechnology	2,715	26,498	876%	Seattle	WA	Steven Gillis
381. Bridge Information Systems, Inc.	software	125,600	1,225,287	876%	St. Louis	MO	Tom Wendel
382. LHS Group Inc.	software	26,967	262,596	874%	Atlanta	GA	Gary Cuccio
383. Pacific Aerospace & Electronics, Inc.	technical	11,035	107,366	873%	Wenatchee	WA	Don Wright
384. Total Care Technologies Inc.	software	953	9,237	870%	Kelowna	BC	Al Hildebrandt
385. Closure Medical Corporation	technical	1,380	13,370	869%	Raleigh	NC	Bob Toni
386. Intelligent Information Systems	software	1,047	10,116	866%	Durham	NC	Shail Jain
387. Cardima, Inc.	technical	362	3,495	865%	Fremont	CA	Gabriel Vegh
388. Xantrex Technology Inc.	components	7,077	68,307	865%	Burnaby	BC	Mossadiq Umedaly
389. Neoprobe Corporation	technical	960	9,246	863%	Dublin	OH	David Bupp
390. INDUS Corporation	software	1,527	14,655	860%	Vienna	VA	Shivram M. Krishnan
391. Sequoia Software Corporation	software	875	8,398	860%	Columbia	MD	Richard C. Faint, Jr.
392. CuraGen Corp.	biotechnology	1,581	15,104	855%	New Haven	CT	Jonathan M. Rothberg
393. CTNY	Internet	356	3,387	851%	New York	NY	Jim Venturi
394. Revelwood, Inc.	Internet	421	4,001	850%	New York	NY	Ken Wolf
395. EPL Technologies, Inc.	technical	3,240	30,653	846%	Philadelphia	PA	Paul L. Devine
396. BEI Corporation	software	357	3,374	845%	Bellevue	WA	Morgan Edwards
397. Software.com, Inc.	Internet	4,727	44,638	844%	Santa Barbara	CA	John L. MacFarlane
398. NLX Corporation	software	2,343	22,109	844%	Sterling	VA	Tony Syme
399. Embarcadero Technologies	software	2,000	18,852	843%	San Francisco	CA	Stephen Wong
400. Andrx Corporation	biotechnology	50,633	475,990	840%	Fort Lauderdale	FL	Alan P. Cohen & Chin-Ming J. Chen

Canadian company revenues are stated in Canadian dollars.

Company Name	Description	95 Revenues (thousands)	99 Revenues (thousands)	5-year % Growth	City	State	CEO	
401.	Sonacom IT Partners	communications	\$578	\$5,400	834%	St. Louis	MO	Frederick J. Oertli
402.	Simstar, Inc.	communications	512	4,764	830%	Princeton	NJ	David R. Reim
403.	BindView Development Corporation	software	7,333	67,948	827%	Houston	TX	Richard Gardner
404.	Data Dimensions	software	11,065	102,106	823%	Bellevue	WA	Peter Allen
405.	IMRglobal	software	24,115	222,028	821%	Clearwater	FL	Satish Sanan
406.	MediaPro, Inc.	software	340	3,109	815%	Bothell	WA	Steven Conrad
407.	Network Engines, Inc.	computers	661	6,031	812%	Canton	MA	Larry Genovesi
408.	Pilgrim Software, Inc.	software	511	4,660	812%	Tampa	FL	Ami Otji
409.	THQ, Inc.	software	33,250	302,357	809%	Calabasas Hills	CA	Brian J. Farrell
410.	Creative Technology Incorporated	software	1,557	14,114	806%	Reston	VA	James T. Flannery
411.	Tekgraf, Inc.	computers	12,277	111,024	804%	Vernon Hills	IL	William M. Rychel
412.	Benchmark Electronics, Inc.	technical	97,353	877,839	802%	Angleton	TX	Donald Nigbor
413.	Lifecodes Corp.	biotechnology	3,489	31,347	798%	Stamford	CT	Walter O. Fredericks
414.	Authoria, Inc.	software	958	8,523	790%	Waltham	MA	Tod Loofbourrow
415.	Aronex Pharmaceuticals	biotechnology	1,248	11,052	786%	The Woodlands	TX	Geoffrey F. Cox
416.	Melillo Consulting, Inc.	software	5,090	44,795	780%	Somerset	NJ	Mark J. Melillo
417.	ProObject	software	646	5,648	775%	Hanover	MD	Christopher Young
418.	Nova Development Corporation	software	1,631	14,203	771%	Calabasas	CA	Roger S. Bloxberg
419.	Vision Point of Sale, Inc.	computers	1,000	8,700	770%	Elk Grove Village	IL	Frank D. Muscarello
420.	RMW Enterprises	software	131	1,116	755%	Silver Spring	MD	Reginald Widgeon, Sr.
421.	ITS Services, Inc.	communications	2,014	17,149	751%	Springfield	VA	Angela Mason
422.	LaserCycle, Inc.	computers	1,264	10,745	750%	Lenexa	KS	Rick Krska
423.	Rise HealthWare	software	362	3,073	750%	Winnipeg	MB	Vic Toews
424.	Voyetra Turtle Beach, Inc.	technical	4,124	35,023	749%	Yonkers	NY	Carmine Bonanno
425.	Triple Point Technology, Inc.	software	1,248	10,571	747%	Westport	CT	Allie P. Rogers, Jr.
426.	Cysive, Inc.	Internet	2,993	25,265	744%	Reston	VA	Nelson Carbonell, Jr.
427.	Percussion Software, Inc.	software	1,263	10,605	739%	Stoneham	MA	Barry Reynolds
428.	Reliable Software Technologies	software	887	7,446	739%	Dulles	VA	Jeffery Payne
429.	MDSI Mobile Data Solutions	software	9,313	77,440	732%	Richmond	BC	Kenneth R. Miller
430.	Intellect Communications, Inc.	communications	2,030	16,699	723%	Richardson	TX	Herman Frietsch
431.	Boston Biostatistics, Inc.	technical	1,390	11,377	719%	Framingham	MA	Philip T. Lavin
432.	ACT Teleconferencing	communications	3,461	28,329	719%	Golden	CO	Gerald D. Van Eeckhout
433.	Radiant Systems, Inc.	other	15,882	129,666	716%	Alpharetta	GA	Erez Goren
434.	World Software Corporation	software	475	3,878	716%	Ridgewood	NJ	Thomas W. Burke
435.	Powerwave Technologies, Inc.	communications	36,004	292,547	713%	Irvine	CA	Bruce Edwards
436.	EISI	software	644	5,219	711%	Winnipeg	MB	Mark Evans
437.	Gateway EDI, Inc.	software	366	2,958	708%	St. Louis	MO	Tim Fogerty, Jr.
438.	MicroMain Corporation	software	172	1,388	707%	Austin	TX	Pat Conroy
439.	Catapult Systems Corp.	Internet	1,267	10,188	704%	Austin	TX	Sam T. Goodner
440.	Aris Corporation	software	14,751	117,973	700%	Bellevue	WA	Kendall Kunz
441.	Applied Terravision Systems Inc.	software	3,070	24,226	689%	Calgary	AB	Robert Tretiak
442.	MCK Communications, Inc.	communications	1,810	14,270	688%	Needham	MA	Woody Benson
443.	Health Decisions, Inc.	technical	1,170	9,203	687%	Chapel Hill	NC	Michael Rosenberg
444.	Cerulean Technology, Inc.	software	2,354	18,505	686%	Marlborough	MA	Robert Badavas
445.	Technology Strategy Incorporated	software	233	1,827	685%	Cambridge	MA	Scott Friend
446.	Kimmich Software Systems, Inc.	software	335	2,623	683%	Columbia	MD	Jeanne Kimmich Roberts
447.	DLT Solutions, Inc.	software	10,367	81,084	682%	Herndon	VA	Craig Abod
448.	Montco Silicon Tech., Inc.	components	181	1,414	681%	Royersford	PA	Earl Peacock
449.	Commonwealth Biotechnologies, Inc.	biotechnology	329	2,565	679%	Richmond	VA	Richard J. Freer
450.	LearningByte International, Inc.	software	532	4,118	674%	Minneapolis	MN	Rajiv Tandon & Steven Shablott

Canadian company revenues are stated in Canadian dollars.

Company Name	Description	95 Revenues (thousands)	99 Revenues (thousands)	5-year % Growth	City	State	CEO	
451.	T2 Systems, Inc.	software	\$561	\$4,335	673%	Avon	IN	Michael J. Simmons
452.	TranTech, Inc.	software	1,010	7,802	673%	Alexandria	VA	Titi McNeill
453.	3-G International, Inc.	software	1,318	10,168	672%	Springfield	VA	Thomas L. Gregg
454.	Sykes Enterprises Incorporated	software	74,595	575,040	671%	Tampa	FL	David Grimes
455.	Bio-Plexus, Inc.	biotechnology	914	7,024	668%	Vernon	CT	John S. Metz
456.	G. A. Sullivan	software	2,837	21,793	668%	St. Louis	MO	Greg Sullivan
457.	Ad Opt Technologies Inc.	software	1,679	12,888	668%	Montreal	QC	Thomas Ivaskiv
458.	Hard Drives Northwest, Inc.	computers	5,183	39,731	667%	Bellevue	WA	Hugh Stewart
459.	Quality Systems International, Inc.	software	927	7,064	662%	Lexington	MA	George Potter
460.	AppliedTheory Corporation	Internet	4,942	37,645	662%	New York	NY	Richard Mandelbaun
461.	TriNet	Internet	2,515	19,127	661%	San Leandro	CA	Martin Babinec
462.	INLINE Corporation	computers	731	5,560	660%	Chantilly	VA	John R. Tibbitts
463.	Property Automation Software Corporation	software	357	2,711	659%	Richardson	TX	Jacob G. Garza
464.	CyberRep.com	software	2,853	21,613	658%	McLean	VA	Douglas Palley
465.	MicroChem Corp.	other	796	6,029	657%	Newton	MA	Donald W. Johnson
466.	OnSphere Corporation	software	2,499	18,744	650%	Raleigh	NC	Phillip Mosely
467.	Artemis Alliance, Inc.	software	324	2,416	646%	St. Paul	MN	Christopher Ross
468.	Quest Software, Inc.	software	9,524	70,868	644%	Newport Beach	CA	Vincent Smith
469.	Tier Technologies, Inc.	software	12,373	91,976	643%	Walnut Creek	CA	James Bildner
470.	RABA Technologies	software	1,241	9,210	642%	Columbia	MD	Robert A. Baruch
471.	Knightsbridge Solutions LLC	software	1,200	8,900	642%	Chicago	IL	Roderick Walker
472.	Cangene Corporation	biotechnology	6,721	49,505	637%	Winnipeg	MB	John Langstaff
473.	Innovative Medical Services	technical	459	3,380	636%	El Cajon	CA	Michael Krall
474.	MRV Communications, Inc.	communications	39,202	288,524	636%	Chatsworth	CA	Noam Lotan
475.	Myricom Inc.	communications	1,871	13,761	635%	Arcadia	CA	Charles L. Seitz
476.	iQuest Solutions, Inc.	software	1,243	9,096	632%	Bethesda	MD	Hari Ramamurthy
477.	Rochester Software Associates, Inc.	software	1,172	8,559	630%	Rochester	NY	Robert D. Baden
478.	Manhattan Associates	software	11,221	81,292	624%	Atlanta	GA	Richard Haddrill
479.	DAOU Systems, Inc.	communications	14,330	103,400	622%	San Diego	CA	Larry Grandia
480.	ExtendMedia Inc.	other	1,207	8,675	619%	Toronto	ON	Keith Kocho
481.	Biomatrix, Inc.	technical	11,100	79,700	618%	Ridgefield	NJ	Endre Balazs
482.	Franklin Telecommunications Corp.	communications	1,481	10,631	618%	Westlake Village	CA	Frank Peters
483.	RadiSys Corporation	software	35,025	251,090	617%	Hillsboro	OR	Glenford Myers
484.	Basis Technology Corporation	Internet	702	5,030	616%	Cambridge	MA	Carl Hoffman
485.	Artis & Associates, Inc.	software	705	5,047	616%	Charlotte	NC	Gary W. Artis
486.	InstallShield Software Corp.	software	5,100	36,500	616%	Schaumburg	IL	Viresh Bahtia & Stan Martin
487.	CIM Vision International, Corp.	software	2,366	16,913	615%	Long Beach	CA	Adam S. Bartkowski
488.	Foliage Software Systems	software	1,909	13,621	614%	Burlington	MA	Timothy Bowe
489.	HNC Software Inc.	software	30,672	216,889	607%	San Diego	CA	Robert Mutch
490.	Frisby Technologies, Inc.	other	885	6,238	605%	Winston-Salem	NC	Greg Frisby
491.	Advanced Digital Information Corporation	computers	31,716	223,367	604%	Redmond	WA	Peter van Oppen
492.	Peregrine Systems, Inc.	software	19,628	138,063	603%	San Diego	CA	Stephen Gardner
493.	eBenX, Inc.	Internet	2,497	17,526	602%	Minneapolis	MN	John Davis
494.	Teranet	Internet	11,326	79,467	602%	Toronto	ON	Aris Kaplanis
495.	LifeCell Corporation	biotechnology	1,807	12,676	601%	Branchburg	NJ	Paul Thomas
496.	Wavecrest Corporation	components	895	6,213	594%	Edina	MN	Dennis Leisz
497.	Mega Soft	software	2,447	16,982	594%	Fairfax	VA	Ravinda Sannareddy
498.	Newton Resource Group	Internet	213	1,479	594%	Pennington	NJ	Debra L. Newton
499.	Partminer	Internet	5,990	41,503	593%	New York	NY	Daniel Nissanoff
500.	North American Scientific, Inc.	biotechnology	1,843	12,767	593%	Chatsworth	CA	L. Michael Cutrer

Canadian company revenues are stated in Canadian dollars.

**Who counts
to 500 the
fastest? - - - -**



The answer is the **people
of Deloitte & Touche**

**Deloitte
& Touche** Assurance & Advisory, tax services and consulting

www.us.deloitte.com

©2000 Deloitte & Touche LLP. Deloitte & Touche refers to Deloitte & Touche LLP and related entities.